

TO YOUR NEW HOME

Welcome Home

Spring 2024

Denver

HELPING YOU SETTLE IN AFTER YOUR MOVE

**NEWCOMER AND
COMMUNITY
Information**

**HELPFUL
TIPS**
*Decorating,
Remodeling,
Painting and
Organizing
Your New
Home*

Win A
\$500 Gift Card



(See card page 17)

**RECYCLE
Old Paint
For Free
page 31**



Find a Physician or Pediatric
Expert in Your New Neighborhood!
Choose from our expert team of physicians,
www.HealthONEPhysicianGroup.com

See page 23



Delivering *Exceptional* Women's Care

Your health is personal. At **HealthONE**, we believe your healthcare should be, too. Through pregnancy and beyond, our experienced obstetricians and gynecologists partner with patients for a lifetime of wellness.

To learn more about our individualized OBGYN care or to schedule an appointment with a HealthONE Physician Group practice near you, visit

HealthONEobgyn.com

Full-spectrum

OBGYN Care

- Birth control
- Pre-pregnancy planning
- Prenatal and postpartum care
- High risk pregnancies
- Infertility evaluation and treatment
- Minimally invasive gynecologic surgery
- Menopause management



We help happy babies meet happy moms

HealthONE Physician Group patients have access to the largest healthcare system in Metro Denver. At HealthONE, our physicians and hospitals work together to provide a higher level of care.



After The Move Checklist



Things to do when the movers leave

Now that the movers have come and gone, you can congratulate yourself on a job well done. You know how much planning and organization went into making it all happen and you deserve a chance to sit and relax. But don't throw away that checklist just yet. There are still plenty of things to do before you can completely be settled. Here are a few important things to do besides unpacking.



✓ You will need to update your driver's license and get new tags and plates for your cars. Check with your local Division of Motor Vehicles for more details, or refer to our Newcomer and Community Information inside this magazine.

✓ Be sure that the post office is going to forward your mail to your new address. You can do this online, or you can fill out a form at your local post office and maybe even meet some new neighbors while standing in line!



✓ Make sure all of your insurance policies are up to date. You may need new policies for your house, auto and health, particularly if you have moved to a new state.

✓ A great way to learn about your new community is to order a subscription to the local newspaper. Many even offer discounts for new subscribers and they often have local neighborhood editions inserted weekly. This is a great way

to learn the ins and outs of your new neighborhood.

✓ Search out new health professionals such as doctors, dentists, and even vets. These are things you will want to have in place before any emergency pops up. Neighbors and co-workers are always a good referral source for these types of services.

✓ Most likely you will need to register to vote. Even if you have just moved from one county to another within the same state, most states will require that you register in your new county. For more information, you can refer to our Newcomer and Community Information inside this magazine.



✓ Make a visit to the neighborhood bank or credit union to set up new accounts, have money transferred, get credit and debit cards, and order those checks with your new address.

✓ Visit your local library and get a library card. The kids can even get their own with their new address on it! The local library is another great place to meet other families in your new neighborhood.

✓ Visit your neighborhood schools and get your children enrolled as soon as possible. You may also want to consider enrolling them in an online or charter school, as most states offer this type of education at no cost because it is a public school. Either way, the sooner you get your children enrolled and involved in the community, the faster they will adapt to their new environment.



✓ Find a place in your new home to keep all your receipts and documents related to your move all in one file. You will need to know where everything is in the event you need to make an insurance claim with the movers or when you file your income taxes the next spring.

✓ Keep in mind that your insurance policies may have a limited time that you can file a claim regarding items damaged during your move. You should run a check of all your electronics and major appliances to make sure they have survived the move and are in good working order. These are most likely all items that would be expensive to replace, so you should make sure they are all working as soon as you can.

Remember that moving is the third most stressful life event, according to the Employee Relocation Council. Settling in will be a gradual process, but your patience will be rewarded in the long run.

The quicker you can cross these things off your checklist, the sooner you can begin to relax and truly enjoy your new home and community.



WELCOME HOME OF DENVER



SPRING 2024

After the Move Checklist 3

The quicker you can cross these things off your checklist, the sooner you can begin to relax and truly enjoy your new home.

Will Your Remodeling Project Pay Off? 6

Find out if your remodeling project makes sense for you.

Yes, You Can Join a Credit Union! 7

These days just about anyone will find they are eligible to join a credit union.

Create an Outdoor Room 9

Many new homeowners are turning their yards and decks into inviting outdoor living spaces.

How to Find the Right Functional & Modern Furniture! 11

American Furniture Warehouse shows you how to map out your furniture plan before you buy.

Drywall Repair – Do it Yourself or Hire a Pro? 12

Even something as simple as patching a hole on a textured wall can go south very quickly.

Organize Your Kitchen, Bathroom, Pantry & More! 13

Roll'em Out Shelves can help you organize your new home in 4 easy steps!

Moving With Children 15

Here are a few tips to help your kids feel happy and settled into their new home and neighborhood.

Making One Room into Two – With a Murphy Bed 17

Find out how a Murphy Bed makes better use of the space in your new home.

6 Reasons to Install Window Well Covers in Your New Home 19

Here are reasons to put window well covers on the top of your list of things to buy after moving.

Newcomer and Community Information 21

We have done all the research to help you settle into your new community.

Welcome Home – to Colorado 29

Here are just some of the activities you'll find when you visit one of Colorado's State Parks.

Recycle Leftover Paint and Buy New Paint at a 90% Discount! 30

GreenSheen will pick up your old paint from your house and recycle it for free.

Publisher: James F Sweeney **Production & Editorial Management:** Mary Sweeney **Promotions Director:** Penny Sweeney **Production:** Graphic Results, Carol Rush
Executive Assistants: Kelly Marie, Ryan James. *Welcome Home Magazine* is published quarterly at 79 Spyglass Drive, Littleton, Colorado 80123-6657, (303) 797-8400. Copyright 2024. All rights reserved. Reproduction in whole or in part without prior written permission is strictly prohibited. While every precaution has been taken to ensure the accuracy of the editorial information included at press time, neither the publisher nor the editor shall be liable for damages arising out of errors or omissions. The opinions expressed herein are those of the authors and do not necessarily represent those of the distributor. Return postage must accompany all manuscripts, drawings and photographs if they are to be returned, and no responsibility can be assumed for unsolicited materials.

Think
Green!



As you enjoy the information and advertising offers in **Welcome Home of Denver** to help with your move, keep in mind we make a concerted effort to bring this to you in an environmentally responsible way.

This starts with the paper we use for this edition. The wood fiber to make the paper comes from sustainable forests. For every tree harvested to make this paper, a new tree is grown.

The printer we utilize also has many initiatives and programs that meet standards set by the Forest Stewardship Council (FSC) Rainforest Alliance (RAC) and Partners for a Clean Environment (PACE). What's more, the printer uses soy base inks as well as direct-to-plate imaging and digital proofing, which saves film, chemicals and energy.

We provide just this one copy of the magazine for your use. Please go to our website for future issues at www.welcomemomag.com. This way you can view future quarterly editions, including advertiser offers and coupons.

We hope you enjoy the magazine and remember to please recycle. Visit www.earth911.com for recycling information.

Welcome Home
of Denver



ENTER TO WIN A
\$500 Gift Card

EVERYDAY
LOW PRICES

SHOP SOFAS & LOVESEATS



LARGEST IN-STOCK SELECTION!



AFW.com

Just fill out the card located on page 17 of this
Spring edition of Welcome Home.

On June 15, 2024, we will hold a drawing and select
one lucky winner to receive a \$500 Gift Card
from American Furniture Warehouse!

For complete details, visit www.welcomemomag.com
or send a self-addressed envelope to
Publisher/Welcome Home Magazine of Denver,
79 Spyglass Drive, Littleton, CO 80123.

Will Your Remodeling Project PAY OFF?

There are financial factors to consider before you choose a home improvement project and smart homeowners will consider resale value before making a major remodeling investment. Each year REMODELING magazine publishes a study that can help homeowners determine the return on investment for their home improvement projects.

This Cost vs. Value Report contrasts the cost of home improvements with their recouped value if the house is sold today. They compare construction costs for several projects, with estimates of the projects' value in a current market resale scenario. Real estate professionals in residential markets across the country provided return-on-investment estimates.

Landscaping and fresh paint may lure house hunters inside, but once in the door, buyers of existing homes look for functionality, durability, and convenience. That's why it's so important for a resale to be modernized.

Kitchens and baths are among the most popular home improvement projects, which can drive the return on investment. Reports often show that many remodeling dollars are spent



Reports often show that many remodeling dollars are spent within the first two years of move in.

within the first two years of move in. Under those circumstances repair and replacement projects such as windows or siding may get first attention if they require maintenance. As the housing stock ages, and existing homes continue to sell more than 6 million units a year, those projects may see an increased return on investment. To perform as an amenity, your home's improvement projects should complement and match the style of the existing property.

The resale value of each project is an estimate based on a current market resale scenario. This can be misleading because many newly remodeled homes are not put on the market so soon.

Smart homeowners will ask many questions before starting any remodel or home

improvement project. Get advice from both realtors and contractors to decide which home improvement projects make sense for your special circumstances and to insure you get the greatest return on your investment.

Information provided by "Remodeling 2023 Cost vs. Value Report." Complete data from this report can be downloaded free at www.cost-vs-value.com.

HOW DOES REMODELING PAY OFF?

(cost recouped, for resale now regional average)

Garage Door Replacement	99.7%
Manufactured Stone Veneer	96.7%
Siding Replacement (Vinyl)	92.9%
Minor Kitchen Remodel	90.2%
Window Replacement (Vinyl)	72.5%
Window Replacement (Wood)	69.4%
Entry Door Replacement (Steel)	66.3%
Bathroom Remodel	60.0%
Roofing Replacement (Asphalt)	53.1%
Deck Addition (Wood)	51.2%
Grand Entrance (Fiberglass)	46.4%
Major Kitchen Remodel	43.5%
Universal Design Bathroom	41.4%
Deck Addition (Composite)	38.5%
Bathroom Addition	34.9%
Primary Suite Addition	32.2%

Yes, You Can Join a Credit Union!

It used to be that a person could only open an account at a credit union because they or a family member was employed by a certain company, or they worked for the government. That has changed because now just about anyone will find they are eligible to join a credit union.

As you begin to settle into your new community and wade through the numerous options available, you just may find that credit union membership is the answer to all your financial needs.

1. Better interest rates and lower fees.

Credit unions are usually able to offer their members better interest rates and lower fees. When you're getting better interest rates and paying lower fees, you get to keep and save more of YOUR money, helping you take-charge of your financial life.

2. Full line of products and services.

Most credit unions can give you the same services as a bank—like checking, savings, investment funds, mortgage loans, car loans and even school loans—and credit unions will offer online financial services and bilingual capabilities as well.

3. Convenient.

Credit unions are financial cooperatives, and that means they cooperate—with their members and with other credit unions. Through that cooperation, credit unions have one of the largest ATM networks in the U.S. Credit union members have convenient access to 25,000 surcharge-free ATMs in the U.S., 800,000 ATMs worldwide and more than 2,300 lobby locations in the U.S. and even some foreign countries.

4. Member-owned.

Credit unions are owned by their members and they operate to make profits for each individual, no matter how big or small their account balance.

5. Expertise.

Credit unions know what they're doing. They have the expertise and will give you the personal attention you need to help you make important financial decisions that will benefit your bottom line, not theirs. Credit unions

Here are the top 5 reasons to join a credit union.

treat you like the boss, because at a credit union you're not just a customer you're an owner.

Check out the credit unions in your community and discover why they rank high in customer satisfaction surveys.



WHERE SAVINGS
BLOOM

CHECKING & SAVINGS | AUTO LOANS
CREDIT CARDS | MORTGAGE LOANS
BUSINESS BANKING | COMMERCIAL LOANS

**PREMIER
MEMBERS**
THE ARTISANS OF BANKING

NCUA

Security Tips for New Homeowners

12 Tips to Stay Safe and Protect Your Investment.

1 Change the locks. There is no telling how many people have a key to the locks on your house – no matter what your realtor says. You should also consider installing deadbolt locks or charlie-bars for additional safety.

2 Don't leave moving boxes on the curb. Leaving these items in plain sight will alert burglars that you've just completed a stressful move, and may not be paying close attention to home security.

3 Be careful when disposing of product packaging. You do not want to advertise recent purchases for your new home.

4 Secure your windows. The second most common entrance for burglars is a window. This includes second story windows that may have access from a garage, roof, or a tree with a strong branch.

5 Trim your trees and shrubs. Overgrown landscape can provide access to second floor windows or create hiding places.

6 Do not store ladders or trash cans outside. They can be used to provide easy access to second floor windows or scale fences.

7 Make friends with the neighbors. Forming relationships with your new neighbors can be beneficial in many ways. You can keep an eye on each other's houses during vacations and learn about neighborhood watch programs.

8 Hang sheer curtains, blinds or other window treatments. This will keep people from the outside looking in and checking out any new electronics or valuable items you may have purchased for your new home.

9 Never hide a key outside. Burglars know all of the good hiding places.

10 Upgrade your smoke alarms and carbon monoxide detectors. Start fresh with new batteries and test them to make sure they work.

11 Install security lighting. A bright, well-lit home is a burglar's worst nightmare. Security lighting around your home will deter anyone looking for a place to hide while they break in. Replace burnt out porch lights and install motion lights.

12 Install a home security system. A home security system with professional monitoring will provide your home with a layer of protection that can't be duplicated. According to the Electronic Security Association Inc, homes that don't have alarm systems are three times more likely to be burglarized than those that do. You can also save money on your homeowners' insurance by equipping your home with a security system.

Feel Comfortable & Safe in Your New Home



Home Security Centers

Proudly securing Colorado for over 30 years.

RESIDENTIAL SERVICES

- ✓ Affordable security for your home and family
 - ✓ An alarm system tailored to YOUR home
 - ✓ No contract
 - ✓ Low cost, 24/7 alarm monitoring
- ✓ Wireless or hard wired security systems
 - ✓ Locally owned and operated
 - ✓ Free In-Home Estimates
 - ✓ Professional Installation
 - ✓ 24 Hour Monitoring
 - ✓ Cellular Monitoring Available

303 799-9620

www.homesecuritycenters.net

\$100⁰⁰ OFF Installation of New Alarm System or Free Conversion of Existing System

For new subscribers on new or existing systems—Not valid with any other offer



Gold Star
Company
A+ Rating

Create an Outdoor Room

Sitting comfortably with friends or family in the backyard on a cool summer evening, with a warm fire and dinner sizzling on the grill, is pure pleasure. It is also the reason why people are turning their yards and decks into inviting outdoor living spaces. People are extending the comfort and luxury of their homes into the great outdoors, and the result is the popular trend called the “outdoor room.”

Anyone can easily create an outdoor room. In general, the concept encompasses a grilling and eating area, pulled together with a hearth product, such as a fireplace or firepit.

The *Hearth, Patio & Barbecue Association* offers information to consider when designing and building an outdoor room.

Determine Use and Home's Style.

Jot down ideas about how the space will be used in all of its applications, from entertaining to relaxing. Clip or print pictures and put them into a notebook. It's important to have an understanding of a home's architectural style when creating an outdoor room so that the outdoor space accentuates the home's indoor spaces. There are products available for every taste and style.

Visit a Specialty Retailer. Take the notebook and wish list to a specialty retailer that sells hearth, barbecue and patio products. A specialty retailer can help determine the materials and outdoor room products available in an area and guide the final plan, as well as coordinate installation. After obtaining the details from a specialty retailer, go online to review products and manufacturer information.

Consider Fire and Food. These are key elements in every well-designed outdoor room. Position the fireplace as the focal point, blend in the cooking and eating areas and then consider additional features.

Think foundation and draw a plan. Stone patios, retaining walls, fences and decks are basic foundation elements. The best way to achieve the desired end result is to sketch out a plan. Don't worry about picture-perfect drawings – it's the general idea that counts!

Accessorize with landscaping, furniture and lighting. Select comfortable patio furniture that invites people to settle in for an extended period of time. In addition to tables and chairs for the eating area, consider chaise lounges, couches and side tables. To extend the amount of time spent outdoors, consider lighting for pathways, around pools, or to accentuate landscaping.

Work with a professional. A specialty retailer is a key partner in creating an outdoor room. In addition to expertise and products, a specialty retailer can offer key insights about what's available in a particular area and what works best in a certain climate.

For more information, visit the *Hearth, Patio & Barbecue Association* at www.hpba.org.

COLORADO COMFORT PRODUCTS

Create Your Outdoor Room

OUTDOOR COOKING AT ITS BEST!

- Better cooking • Commercial quality • Precise flame control
 - Heavy duty construction • Exclusive flavor grid
- Porcelain or stainless steel finishes • The best warranty in the industry
 - Natural or propane gas • 60 years of leadership

THE OUTDOOR CAMPFIRE

Handcrafted from durable glass fiber reinforced concrete (GFRC), American Fyre Designs outdoor fire tables come in a wide variety of styles, sizes and finishes to complement any outdoor space. Manufactured in the USA with appealing design and quality manufacturing processes.


Our newest Louvre series of fire pits provide a contemporary fire pit look to the traditional fire pit line. The Chiseled Fire Pit has a rough-hewn concrete exterior and smooth rim around the top. The El Dorado Fire Pit has a smooth concrete exterior and smooth rim around the top.

COLORADO COMFORT PRODUCTS

Fireplaces, Barbecues, Fire Pits, Heaters
Family Owned and Operated Since 1983

255 Wyandot Street
(Near 6th Ave. & Federal)
Denver CO 80223
Store hours: 8-4:30 M-F
www.coloradocomfortproducts.com
(303) 777-3234

WE ACCEPT THESE MAJOR CREDIT CARDS



Under the direction of President and CEO Jake Jobs, American Furniture Warehouse (AFW) has been actively involved with our community for more than 40 years. We're proud to support a variety of causes in Colorado, Arizona, and beyond, including education, youth, family, people in need, our environment, veterans, and agriculture. We give to hundreds of different non-profits, service organizations, K-12 schools, technical schools, and colleges on a regular basis.

BETTER Your Home, BETTER Your School

BETTER Your Home, BETTER Your School is an AFW-exclusive initiative that gives money back to schools all year round. When a participating school community shops at AFW, the company donates a percentage of the subtotal back to that school.

Student Tours

AFW offers tours of our corporate location to thousands of high school and college students each year to teach them how a business like AFW operates.



Junior Achievement Finance Park

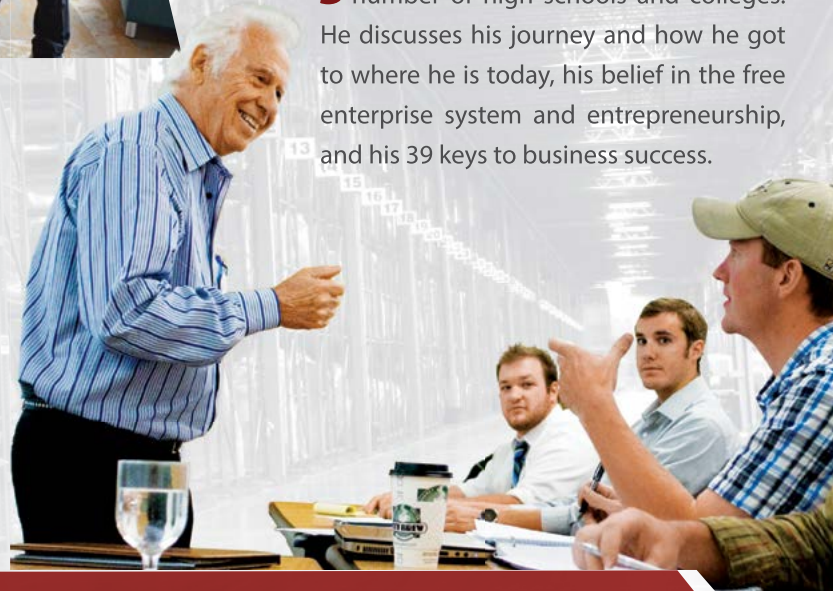
Since 2013, AFW has housed JA Finance Park in our Thornton, Colorado location, which helps students build a foundation for making intelligent personal financial decisions.

Speaking at Schools

Jake gives many talks to students at a number of high schools and colleges. He discusses his journey and how he got to where he is today, his belief in the free enterprise system and entrepreneurship, and his 39 keys to business success.

University of Colorado Denver Business School

In 2013, Jake gifted The Jake Jobs Center for Entrepreneurship (JJCE) at the University of Colorado Denver Business School with \$10 million to help the school expand its entrepreneurship education and research. The JJCE is focused on cross-disciplinary, entrepreneurial concept development as well as graduate and undergraduate entrepreneurial training.





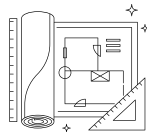
How to find the right **FUNCTIONAL** & modern furniture!

Fabric or Leather?



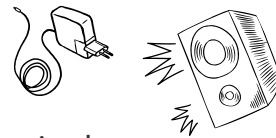
Functional furniture comes in every shape, size and material, and the number of options available can make it difficult to choose! Fabric sofas will have more variety in color and texture to choose from, so if you've got a specific shade in mind for your sofa, it's likely your best option. Leather is durable, easy to clean, and adds an element of luxury. Leather is also expensive, and will add a potentially significant amount to your purchase, but leather lovers agree, its worth it! whichever material you decide on, make sure you're prepared to care for it! Well maintained furniture can last a lifetime!

Plan your layout!



How many inches wide is your living room? How high are your ceilings? How about your door frames? Most of us don't know the answers to these questions off-hand, which is why measuring your space before buying furniture is so important. Motion furniture in particular is very large, so ensuring your sofa or sectional fits can help you avoid return or restocking fees. Map out your furniture plan before you buy, or use the AFW Room Planner tool to get an idea of what that sectional will actually look like.

Minimal or Maximum Features?



Sure, LED lighting under a recliner looks really cool, but is that a feature you'll actually use? Maybe you've already got the perfect end table to rest your drink on, or maybe you really need cupholders to keep your beverage somewhere safe. Decide which features you need and want, so you can narrow down your options in the showroom.

EXPLORE MORE TIPS, IDEAS & INSPIRATION AT **AFW.COM**



Drywall Repair – Do it Yourself or Hire a Pro?

The paperwork has been signed. The movers have come and gone. You look around at your “perfect and beautiful” new home, room by room, wall by wall, ceilings and floors. Is everything as perfect as you remember it during the initial home showing?

Most likely you are starting to find some imperfections on the walls, that perhaps were covered by a couch during the showing or created by the movers (or Uncle Charlie) on moving day. There could be some poor drywall patchwork on the ceiling leftover from when the previous owners installed a ceiling fan. These are just a few reasons you might be considering a DIY drywall patch project.

Here are some reasons why you should consider hiring a Pro for a drywall repair project.

If you ask any homeowner about the most difficult projects they have

encountered, many times the subject of drywall will come up. Even something as seemingly simple as patching a hole on a textured wall can go south very quickly.

Michael Martis, the owner of family-owned business Drywall Finishing, LLC says, “Blending in a textured match can be very difficult.” Since 2002, his family has been serving the Denver metro area and surrounding counties with their drywall services. Drywall Finishing, LLC is a proudly run family company that has over 40 incredible years in the drywall business and they strive for unrivaled quality workmanship and customer satisfaction.

Michael spent many years working in the drywall industry for a slew of contractors and other companies. During this time, he noticed a great lack of professionalism in the industry and he sought out a way to change that one client at a time. Mike has created a winning recipe for success in the drywall business. His enormous list of gratified customers since his initial

launch in 2002 speaks for itself when it comes to his integrity to be the best in the business.

Drywall Finishing, LLC performs drywall patching and repairs for homeowners, builders, general contractors and more in the Denver metro area. From patching to bathroom remodels, kitchen remodels, additions, basements, custom homes, and also commercial work, they do it all! No job is too big or small. This includes dents, cracks repairs, patches, and water damage. They mask off the area, sheetrock patches or repairs and then they match texture so that everything blends perfectly.

If you are looking for a trustworthy drywall company in Denver metro or surrounding counties you will not need to look any further. Drywall Finishing, LLC is the right choice, and many would say the only choice!

COLORADO'S BEST DRYWALL COMPANY

We'll take care of all your DRYWALL REPAIRS

NEW & REPAIR • INTERIOR & EXTERIOR PAINTING
• basements • remodels • texturing
• custom homes • residential

We will tackle ANY drywall project, LARGE OR SMALL

\$30 OFF
Any Job
\$300 or more

\$75 OFF
Any job
\$750 or more

\$500 OFF
Any job
\$5,000 or more

Offers may not be combined and expire June 30, 2024.



Call for a FREE estimate

720-664-9929

ColoradoDrywallFinishing.com



Family owned & operated

Organize Your Kitchen, Bathroom, Pantry & More!

Roll'em Out Shelves, can organize your new home in 4 easy steps!

Don't wait until your new home is a mess and cluttered like your previous home. Meet Joyce and Brent Toliver. They are the owners of a family-owned and operated roll out shelf company and have been in business since 2002. They offer custom service and make their roll outs right here in Colorado, which allows them to create your roll outs exactly how you want. They will take the time to listen to what you want and will work with you until you are happy. They will travel anywhere from Fort Collins to Castle Rock to personally meet their neighbors in need of customized shelves. They strive to provide you with the most excellent customer service, as if you were part of their own family!

Bring convenience and organization to your new home with just a few

simple adjustments. Follow these steps to turn your new house into the home of your dreams!

Step 1 / Estimate

The process starts with a no-obligation, free, in-home estimate and measurement of each cabinet. You will meet with Brent and Joyce, as they personally attend all in-home estimates, so you get to meet exactly who you'll be working with. Their scheduling is flexible and prompt.

Step 2 / Create

After they have taken measurements of each cabinet, they will then go back to the warehouse to design and create your new customized shelves. These new designs will streamline your space – no more awkward bending and twisting. Imagine turning your storage into usable storage space and increasing storage capacity by up to 50%! Your new shelves will be custom made here in their warehouse in Colorado.

Step 3 / Install

One of their employees (no subcontractors) will return to your home to install their carefully-crafted, customized shelves, while understanding you are busy, too. Their installations are quick, professional, clean and on your time. They strive to make no trail of work being done, as if they just waved their magic wand to install your shelves.

Step 4 / Satisfaction

Since Brent and Joyce listen to what you want and will work with you until you are satisfied, they don't finish any project until this is met. Your new roll-out shelves are backed with a lifetime warranty to ensure your satisfaction is permanent.

Call Brent and Joyce at 303-475-9601 and start the process of making your new house into the organized living space of your dreams!

Roll 'em Out Shelves

Make Your Life Easier!

FREE Installation

up to 4 Roll'em Out Shelves.

Additional shelves installed for only \$20/each

Family Owned & Operated Since 2002

Call Joyce for Your **FREE** Estimate!

Roll 'em Out Shelves

Inc.

303-475-9601
www.RollEmOutShelves.com

Create easy access to all your items • Optimize your kitchen cabinet space



Solera™ Soft Shades

**Blinds • Shutters
Draperies**

**FREE In-Home
Consultation!**



**HunterDouglas
Gallery**

**303-625-6686
www.bccblinds.com**

\$100 OFF

Any Order of
\$1,000 or more.

Limited time offer.
Must present at time of order.

Drab to Fab in 3 Easy Steps

Give your old things a new life without busting your budget

How exciting to move into your new home! But when your furniture and accessories are unpacked, it can sometimes feel like it is just the same old stuff in a brand new setting.

Unfortunately a move usually means money will be tight for awhile. So how do you freshen up your new space without breaking the bank?

Follow these three steps to breathe new life into your home, room by room:

STEP 1: Evaluate each space. When you live with items for a long time, it can be easy to overlook furniture that is in disrepair, tattered pillows or accessories that are just plain ugly or boring. Step back and give a more critical scan of the place – as if you are visiting someone else’s home. Does your home’s décor reflect your family’s lifestyle? Is your furniture both functional and attractive? Are you still hanging on to hand-me-down furniture that you have been hauling around for the last 20 years? If something is way past its prime, throw it out or replace it with a new piece that better fits your style. Once you review what you have, edit your stuff. Do you display things that you don’t really care for but were a gift or perhaps you feel obligated to put it out simply because it was expensive? You’re in a new home and deserve a fresh start. Give yourself permission to only live with the things you love and use every day.

STEP 2: Create a “theme” that can unify your entire home. We’re not talking animal prints or country roosters. A theme means finding a common element, such as a fabric, a bold accent color or general palette, which can be incorporated in each room that brings a fashionable cohesiveness to the space. Paint is the top choice for an instant and affordable update. Neutrals are the easiest choice for walls and offer the most flexibility, but they don’t have to be boring. Instead of tan, select “greige” – a beautiful combination of beige and gray that provides a fresh and neutral backdrop for any style of furniture.

Keep up to date on the latest paint color trends and take advice from Andrea Magno, Director of Color Marketing and Development at Benjamin Moore. She recently announced the 2024 color of the year as Blue Nova 825, a saturated, vibrant blend of blue and violet that “was inspired by the brilliance of a new star formed in space.” She described the color as “an alluring mid-tone that balances depth and intrigue with classic appeal and reassurance.”

STEP 3: Go for it! Starting with the space your family uses most, paint the whole room or consider adding a new hue to just the ceiling. With a fresh backdrop, start experimenting with furniture placement. Moving sofas and chairs away from the walls creates a more intimate setting for conversation and visually makes a room appear larger. Switch things up – how about swapping the living room loveseat with a family room reading chair in your new home? You will be amazed how much difference simply moving your old things around the house makes.

Simple changes = Big impact

- 👉 If you don’t want to commit to painting an entire room, try just one spectacular wall in a rich, fabulous color like dark chocolate, eggplant, bronze or dark orange.
- 👉 Update your lighting, including adding dimmers wherever possible. CFLs are environmentally-friendly and great options to save energy and money.
- 👉 Declutter, declutter, declutter.
- 👉 A fabulous new area rug in the living or dining room can add a shot of energy.
- 👉 Pay special attention to your entryway – as that is the first impression people will get of your space. Make it warm and inviting.
- 👉 Consider slipcovers for an immediate new twist on old furniture.
- 👉 Fresh flowers are always an instant pick-me-up.

Moving with Children

Once the boxes are unpacked, the next step is to help your kids settle into their new neighborhood.

Here are a few tips that should help ease the transition.

Search for evidence of kids living on your street and in your neighborhood

Look for signs that kids live in a house—swing sets, bikes and other toys. Neighbors can be helpful as well, telling you which houses have children living there.

Spend time in a local park

Neighborhood parks are an ideal place to meet not only other kids, but other parents as well. There may even be a park inside your neighborhood where you can spend hours of time outside meeting new friends and learning about your new neighborhood. Get outside and good things will happen!

Host a party for kids

You can invite kids from the neighborhood and from the playground. Invite the parents to come so you can also meet new people, and deliver the party invites in person with your child door to door. If you keep it simple, it's a great way for you and your child to get to know the area.

Join the neighborhood community center

Most recreation centers and community centers have classes for kids, including recreational programs, sports teams, family swim times and more. Be sure to join along with your child and speak to staff members to see what other opportunities exist in your neighborhood.



Visit the library

We often forget that the local library is a wonderful place to meet other parents and children. Staff here can provide great information on what's going on in the neighborhood and can suggest family-friendly activities in your new neighborhood. Spending time in the children's section of the library and checking out books is a fantastic way to let your children interact with others.

Spend time outside

Sometimes all you need to do to meet the neighbors is to spend time in your front yard. Go for a walk, a bike ride or just hang out on your front porch.

If you do these things we've suggested, you are sure to be discovered by neighborhood kids and families and your child will feel happy and settled into their new home and neighborhood before you know it.

Organizationally challenged?



Now's the time to bring order to your home – and your life

Anyone who has ever moved into a new home knows the giddiness of starting fresh and getting the opportunity to finally get organized!

But all too often, we rush to unpack and then spend weeks, months, if not years, trying to organize and re-organize our stuff.

Don't let this happen to you. Take the time to create a game plan and then follow through. Have a designated place for every item you own BEFORE you unpack one box.

Get started

Hopefully, you already purged unused, broken or unneeded items BEFORE you moved. This not only saves time, money and precious space, it allows you to move into your new home without additional clutter.

Beginning with the kitchen — lay out a plan to store items closest to the area you will use them.

- Place cookware adjacent to the stove while glassware and dishes should be stored near the sink and dishwasher.
- Keep sandwich bags, foil, plastic wrap and parchment paper in one drawer for quick access to pack lunches or wrap up leftovers.

- Use risers or lazy-susans to display spices, canned goods and other pantry items in cupboards to avoid things getting lost in the back.
- Consider a grocery inventory list on the fridge or inside a cupboard to avoid duplicate items.
- If you love to bake, create a special area to house all your baking dishes, mixers, rolling pin, flour, sugar, etc. in one place.
- For fine china and crystal that is not used daily, pack carefully and store elsewhere, such as the basement, garage or a buffet so it doesn't take up precious real estate in your kitchen.

In living areas, seek out furniture that not only is beautiful but functional to help with your storage needs. For example, a trunk that can be filled with blankets and extra pillows can make a great cocktail table. Built-ins can artfully display sentimental items, framed photos, books and plants.

Keep bathrooms clutter-free for easy clean-up. Install medicine cabinets and make full use of cabinetry to store essentials. Stock each bathroom with a mini cleaning kit: surface, glass and toilet bowl cleaners, sponges, paper towels, etc. Stowed in a handled bucket under the sink, this portable kit will make keeping up with daily and weekly cleaning a snap.

Avoid turning your entryway into a dumping ground by installing hooks for coats and backpacks, put out a basket or

boot tray for footwear and have a small table with a beautiful bowl or soap dish to keep keys from getting lost. A nearby wastebasket catches junk mail.

A closet case

One of the most important spaces to organize is in your closets.

- Store outerwear, umbrellas, hats, gloves, scarves in your hallway closet. Don't overstuff it so you have room for visitor's belongings when entertaining. Install hooks inside the door for a tote that you can fill with items going to the dry cleaner. When it's full, just take the tote to your car.
- In your bedroom closets, sort like items together and organize by color BEFORE hanging anything. Use the same hangers – wooden, padded or those velvet-covered slimline ones – for a beautifully cohesive look.
- Keep frequently used items at eye-level.
- No shoe shelves? Store footwear in clear boxes or tape a photo to the outside of each shoebox to save time looking for just the right pair of heels or loafers.
- Optimize your linen closets by storing same-sized sheet sets together in their matching pillowcases. Use tote-able baskets or canvas cubes to store extra tablecloths, napkins and placemats. Another option is hanging cleaned and pressed tablecloths on a skirt or pant hanger in your closet.
- If you have extra closets, store out-of-season clothes there or in long plastic bins under the bed. A well outfitted closet should include shelving, hanging space with varying heights, drawers and/or open storage bins. If your closet falls short, consider investing in a closet organizing system.

So now that you are completely organized, you need to stay that way. Make a habit of putting things away when you're done using them. Each night spend just 10-15 minutes before bed straightening things up, wiping down countertops and returning misplaced items to their rightful home.

Waking up each morning to a clean, orderly home will set a positive tone for the day ahead.

Making One Room into Two – With a Murphy Bed

Despite some people returning to the office, many are choosing the flexibility of working at home. Folks are solving the challenge of using the guest bedroom as an office by installing a Murphy Bed, either by itself or with an office to match.

The original Murphy Bed was invented by William Murphy in the early 1900's to solve the need to hide his bed while entertaining in his tiny one room apartment in San Francisco. The Murphy, or Wall Bed, as it is also called, has come a long way since then, with the range of materials and accompanying furniture limited only by your space itself.

“Although the web is a good place to start, a Murphy Bed is such a visual product that it needs to be seen to understand all the options that are available.”

WHAT DOES A MURPHY BED LOOK LIKE?

“Although the web is a good place to start, a Murphy Bed is such a visual product that it needs to be seen to understand all the options that are available. That’s why we built our 2-story showroom which contains over 35 displays,” says Steve Beckmann, the owner of Smart Spaces. Now in its 20th year, Smart Spaces is unique in that its main focus is on the Murphy Bed with its accompanying furniture such as offices, closets and entertainment centers. Steve estimates that they have designed and built over 4000 beds, ranging from the simple side bed for a basement to cabinetry containing everything from wine bars to secret rooms.

“It generally takes people two or three visits to truly decide what will best work for their space. Our designers have excellent software that help the customer envision how their room can be used. Everything is custom built, and designs can often take weeks to complete with the designers coming out to measure and offer suggestions to modify the plans.”

HOW BIG DOES MY SMALL ROOM HAVE TO BE?

The size of the bed depends on the height of the wall where the Murphy Bed would go. Generally, 90” is needed for a queen and king size bed, while full and twin sizes require 85” in height. If the ceilings are lower, then a side Murphy Bed works equally well and is often used in basements and in narrow rooms where the width is an issue.

Once color, material, mattress and

handles are decided, the order goes into production which takes place onsite at the store. (Ask the owners for a peek downstairs to see the beds being made!). A new option available is the Cabinet Murphy Bed, a bed which does not require a wall at all and can be picked up and taken home the same day.

After your bed has been installed, you will wonder why you haven’t had one before. In today’s world a Murphy Bed goes a long way to make the most of your space.

MURPHY BEDS • OFFICES • CUSTOM CLOSETS • CABINET BEDS • MEDIA CENTERS

SMART SPACES

**We Know
Murphy Beds -**

**You’ll know
the difference!**





**CABINET BEDS
In Stock**

**Mention this Ad and
get \$100 Off
Any Wall Bed Package or
Cabinet Bed**



- Mattress
- Delivery
- Installation*

*Extra charge for delivery outside Denver Metro Area

Over 35 Models on Display

SMART SPACES: MAKING THE MOST OF YOUR SPACE



SMART SPACES
1295 S Santa Fe Dr, Denver, CO 80223
303-777-6278 | SmartSpaces.com

Open Mon - Sat 10 am - 5 pm

Located on Northbound Santa Fe Drive, just South of Mississippi



**Please see store for details and other space solutions*

Before You Dig!

Are you planning on digging anytime soon? If so, you must contact Colorado 811 at least three business days before digging. This will ensure underground utilities can be located and marked with paint and/or flags.

Stay Safe and Contact 811!
www.co811.org



Know the Colors

Utilities are marked in colors based on their type. Utility locations use a uniform color code system to mark utilities. Utilities can always be identified by their specific color, whether they are marked with paint, flags or both.


COLOR CODE

For Marking Underground Utility Lines

- Proposed Excavation
- Temporary Survey Markings
- Electric
- Gas, Oil, Steam
- Communication, CATV
- Potable Water
- Irrigation, Reclaimed Water, Slurry Lines
- Sewer



Always contact 811 before you dig.
(800) 922-1987 www.co811.org



Planning to Dig Soon?

4 Steps to Digging Safely

- Contact 811 before you dig.** Click online at www.co811.org or call 811.
- Wait the required time.** Click or call 811 at least three business days before you plan on digging. This allows the utility locators to mark the underground lines.
- Respect and protect the marks.** Marks are valid, while visible, up to 30 calendar days.
- Dig with care.** Always exercise extreme care when digging near underground utilities.



Tolerance Zone

Colorado law requires you to use reasonable care when digging within 18" of the marked utilities. This area is known as the tolerance zone and hand digging is required. Always use caution when digging near underground utilities.



About Colorado 811

Colorado 811 does not perform any type of locating services.

Colorado 811 is a non-profit organization that serves as the communication link between the utility owners and anyone planning to dig. Our goal is to work with all industry stakeholders to protect underground utilities from damage relating to excavation. Utility locate requests are free and available statewide.

Contacting Colorado 811

Hours of Operation: Monday – Friday, 7 a.m. to 5 p.m.

Emergency and Damage Notification Requests may be processed 24 hours a day, seven days a week.

Private Utilities

There may be private utilities within your dig area. Private utilities are owned by the property owner and therefore will not be marked with your request. It is the responsibility of the excavator to have private utilities located at the expense of the property owner. To learn more and for a list of private locate companies in your area please visit our website at www.co811.org.

Note: Private utility located can range from \$75 to \$150, depending on the company.

What Happens if I Don't Contact 811?

If you do not contact Colorado 811 before you dig, you could cause damage to the environment, service outages, project delays or even injury to you or your community.

Here are 6 Reasons to Install Window Well Covers in Your New Home

There are many things to consider purchasing soon after your move. Here are some reasons to put window well covers on the top of your list.

1. Weather Proof Home Protection

Keep snow, hail, major rainstorms, leaves and debris out of your window well while still letting in the beautiful Colorado sunlight.

2. Theft Deterrent

Window wells are a common break-in point for burglars and other unwanted visitors. Protect your home with a window well cover that can safely lock from the inside.

3. Regulate Temperature

Polycarbonate covers help save on energy costs. The material is commonly used in greenhouse applications to regulate temperatures.

4. Child and Animal Safety

Window well accidents due to faulty (or no) covers are all too common. Stray rabbits, squirrels, and even pets often find their way into uncovered window wells and are unable to get out. Load-bearing covers give peace of mind that your kids and pets can safely explore the yard.

5. Building Code Compliance

Building code requires all window wells within 3 ft of a walkway or patio to have a load-bearing cover that allows for safe fire escape.

6. Add Value to Your Home

Having a proper fitting custom cover made from high quality industrial materials not only looks good, but lasts a very long time. Investing in quality covers is a great way to add value to your new home.

Custom Window Well Covers Made Locally in Colorado

Windows Well Covered - Custom Window Well Covers is a family-owned and operated business that fabricates

and installs custom window well covers in the Denver and Castle Rock area. The business grew out of a desire to deliver exceptional experience in the home service industry. As a father-son team, Brian and Garrett pride themselves on guiding the business with the same values that shape their family – putting people first and honoring customers with quality craftsmanship and honesty. From the initial measuring process to window well cover fabrication, to final installation their team puts the utmost care and integrity into all that they do. Each window well cover is cut on a state of the art CNC router, ensuring a precise fit and comes with a lifetime structural guarantee. The covers are manufactured from the best in-class UV treated polycarbonate available, and each cover is custom built to fit almost any window well.

**Now serving most of the Denver metro area and all of the surrounding south Denver suburbs. Check out their service area map at <https://windowswellcovered.com/service-areas/> to check your specific area.*

GET YOUR NEW HOME READY FOR SUMMER WITH CUSTOM WINDOW WELL COVERS



CUSTOM WINDOW WELL COVERS

- ✓ Keep kids and pets safe from falling into an uncovered well.
- ✓ Keep out debris.
- ✓ Protect your basement from harmful weather.



20% OFF
ALL COVERS

When you mention the Welcome Home Magazine. cannot be combined with any other discount

FREE
DELIVERY & INSTALL

With the purchase of 2 or more covers.

3 WEEK
TURNAROUND

Guaranteed installation within 3 weeks of deposit.



CALL TODAY FOR
A FREE ESTIMATE

(720)575-2339
windowswellcovered.com

FAMILY OWNED
& OPERATED



From
replace
to

revital**L**ize

Get back to your active life with expert orthopedic care.

OrthoONE in Denver offers expert orthopedic care for torn ligaments, hip replacements, and more. We are committed to delivering optimal outcomes for every patient through pre-surgery education and rehabilitation, using advanced minimally invasive surgical techniques for faster recovery.

To schedule an appointment visit
OrthoONEDenver.com



OrthoONE
Physician CareSM

NEWCOMER AND COMMUNITY INFORMATION



Welcome to your new home in the Denver metropolitan area. The following information should be helpful whether you are a newcomer or simply moving within the area. Keep this reference guide in a handy place so you can refer to it often.

The advertisers in this magazine all supply products and services that you may need soon after moving. Many even provide coupons and special offers. If you'd like to request more information from any of our advertisers, please refer to the Free Information Card that is located on page 17 of the magazine.

Colorado.gov

Visit this fact-filled official Colorado web site for any detailed information you may need regarding Colorado laws, drivers licenses, employment, education and much more.

USA.gov

Log on to the official gateway to all government information. As the U.S. government's official web portal, USA.gov makes it easy for the public to get U.S. government information and services on the web.

U.S. Postal Service

Postal Answer Line 1-800-275-8777
www.usps.com

Ten Digit Dialing

As a newcomer, you need to be aware that Colorado has ten-digit local dialing. It's really very easy. Just remember to dial the area code before the seven-digit local number. Dialing "1" before the ten digits is only needed when placing a long distance call. Keeping this in mind could prevent you from seeing unnecessary long-distance charges on your telephone bill. Remember, too, that you shouldn't dial a "0" when placing a ten-digit local call. Doing so will only route your call directly to a telephone operator.

Phone Directories

YellowBook.com
Contact us by phone..... 1.800.YB.YELLOW
CenturyLink
For customer service..... 1-800-244-1111

Motor Vehicle Laws

Drivers licenses must be transferred within 30 days and vehicles must be registered within 90

days after becoming a Colorado resident. For motor vehicle and driver license purposes, you are considered a resident if you own or operate a business in Colorado, are gainfully employed in Colorado, or reside in Colorado for 90 consecutive days.

Out of state students are not required to obtain Colorado license plates or a Colorado driver license if they have valid plates and a valid license from their home state. Active duty U.S. military personnel and their spouses are also not required to obtain a Colorado driver license if they have a valid license from another state.

A newcomer to Colorado must obtain a Colorado driver license within 30 days after establishing residency. In most cases, if your present license is valid, you will only need to pass a written examination and eye test.

For more information call 303-205-5600 or visit colorado.gov/dmv.

Auto Emissions Inspections

Emission testing is required when registering or selling vehicles in the counties of Denver, Boulder, Broomfield, Jefferson, Douglas and partial areas of Adams and Arapahoe counties. Testing can be done at any one of Envirotest's 14 convenient locations, or ask about Rapidscreen Roadside Emissions Testing. For more information on station locations, maps and directions, testing requirements and procedures, company information and job opportunities, visit them on the web at aircarecolorado.com or call the Air Care Colorado Hotline 303-456-7090 (See ad and article page 29.)

For further questions call the Department of Revenue Emissions at 303-205-5603.

Roll 'em Out Shelves

Make Your Life Easier!

**FREE
Installation**
up to 4 Roll'em Out Shelves.

Additional shelves installed
for only \$20/each

Family Owned
&
Operated
Since 2002

Call Joyce
for Your **FREE** Estimate!

Roll 'em Out Shelves

Inc.

303-475-9601
www.RollEmOutShelves.com

Create easy access to all your items • Optimize your kitchen cabinet space

Automobile Registration

To obtain your registration you must register your car in the county where you live and you must bring the following items:

- 1) A valid emissions test and a form DR2087 showing verification of your vehicle I.D. number. Both of these are available from an Emissions Inspection Station.
 - 2) Vehicle title and registration.
 - 3) Proof of insurance, which must include the year, make, and vehicle identification number (VIN) of the vehicle. Also, be sure to include the policy effective date.
- A Colorado State vehicle inspection is required on all vehicles purchased with an

out-of-state title. Fees may be paid by check, cash or money order.

You can contact your particular county for further information. Operating hours may vary. Check with each office for details.

Adams County	720-523-6010
Arapahoe County	303-795-4500
Boulder County.....	303-413-7710
Broomfield County.....	303-464-5888
Denver County.....	720-865-4600
Douglas County.....	303-660-7440
Jefferson County.....	303-271-8100

Driver's License

Residents can apply for a Colorado driver's license by completing the following requirements:

- 1) Pass all required exams, which may include written, vision and road skills.
 - 2) Submit previous license, permit, birth certificate or other document that shows proof of identity and current age.
 - 3) Reside at a Colorado residence address and provide proof of legal presence.
 - 4) Have your photograph and fingerprints taken.
 - 5) Pay the required fee.
 - 6) Driver's license available at any one of the following offices in the metro area:
 - Boulder..... 303-442-3006
 - Castle Rock..... 303-660-7400
 - Denver-SW..... 303-937-9507
 - Denver-NE..... 303-373-0161
 - Evergreen..... 720-497-1182
 - Lakewood..... 303-205-5609
 - Littleton..... 303-795-5954
 - Northglenn..... 720-929-8636
 - Parker..... 303-627-0985
- For further assistance regarding driver's license information visit colorado.gov

Automobile Insurance

Under Colorado's tort system you are only required to buy liability coverage to pay for medical bills and property damage that you cause when you are at fault in an accident. You may also choose to buy additional medical coverage to help pay for your own injuries. For more information contact RMIIA..... 1-800-355-9524

Road Conditions

For updated road conditions throughout Colorado, call the Road and Weather Information Hotline from the Colorado Department of Transportation (CDOT)..... 5-1-1

Auto Clubs

AAA Auto Club-Colorado..... 303-753-8800

Transportation

Colorado Department of Transportation (CDOT) administers a variety of state and federal programs to complete projects that enhance our comprehensive transportation network. For a complete list and description of programs now in full force, visit www.coloradodot.info/programs.

Denver International Airport

Ground Transportation	303-342-4059
Lost and Found	303-342-4062
RTD's Skyride	303-299-6000
SuperShuttle.....	800-BLUE-VAN

Taxi Service

Metro Taxi	303-333-3333
Yellow Cab	303-777-7777

Train Service

Amtrak - Union Station Info..... 303-592-6712

Bus Service

The bus service is provided by Regional Transportation District (RTD)..... 303-299-6000

Provides local, express and regional bus and light rail service throughout the metropolitan area. Also includes Park-n-Ride locations and offers special services such as Skyride bus service to Denver International Airport (DIA), Broncos-Ride and RockiesRide.

HealthONE

Find Your Doc

At HealthONE we make it easy to find the right physician to take care of your family. Our physicians and hospitals make up a continuum of care that can help your family with any health challenges that come your way in a wide variety of specialties. With physician offices and hospitals at convenient locations across the metro, HealthONE is here for you.

Call and find the right HealthONE physicians to care for your family.
303.575.0055
HealthONECares.com

NEWCOMER AND COMMUNITY INFORMATION

Commuting Options

A program of The Denver Regional Council of Governments, My Way to Go offers reliable, easy, environmentally-friendly, no-nonsense commuting options to Denver area commuters. They can help you find a carpool, vanpool, transit route, or best paths for biking or walking. Visit their website at www.mywaytogo.org. For more information and free personal assistance, call 303-458-7665 or send an e-mail to: waytogo@drcog.org.

Bicycles:

Denver B-cycle and Boulder B-cycle offer over 100 bike stations for you to simply hop on a bike and go!

- **Denver residents:** Call for more information at 303-825-3325 or go to DenverBicycle.com.
- **Boulder residents:** Call for more information at 303-532-4412 or go to BoulderBicycle.com.

Voter Registration

- Voters who move from one county to another in Colorado must re-register to vote in the new county.
- Voters who move within the county must complete a change of address at least 29 days prior to an election.
- Residents can register to vote or change an address at any Driver's License office, City Clerk's office or Motor Vehicle office.

Adams County	720-523-6500
Arapahoe County	303-795-4511
Denver County	720-865-8683
Douglas County	303-660-7444
Jefferson County	303-271-8111



Pet Licenses

Dogs and cats living in most of the Denver metro area must be licensed annually and vaccinated against rabies. They must be vaccinated within 30 days, or have been vaccinated within the past 12 months. Most communities have strict leash laws. For more information, call the Animal Control offices in your county.

Adams County	303-288-3294
Arapahoe County	720-874-6750
Boulder County	303-441-3626
Broomfield County	303-438-6400
Denver County	303-698-0076
Douglas County	303-660-7529
Jefferson County	303-271-5070

Emergency Numbers

In most areas 9-1-1 will access emergency ambulance, fire or police. Please verify that this is indeed true for your county, as there are some exceptions.

County Sheriffs

Adams County	303-654-1850
Arapahoe County	303-795-4711
Boulder County	303-441-4444
Denver Police	720-913-2000
Douglas County	303-660-7505
Jefferson County	303-277-0211
Rocky Mountain Poison Center and Drug Center	303-739-1123
Xcel Energy Electric Outage	1-800-895-1999
Xcel Energy Gas Emergency	1-800-895-2999

Utilities

Gas & Electric: Xcel Energy

24-Hour Emergency

Xcel Energy Electric Outage ..	1-800-895-1999
Xcel Energy Gas Emergency ..	1-800-895-2999

Residential

24-Hour Customer Service and Billing	1-800-895-4999
HomeSmart from Xcel Energy Appliance Repair & Replacement	1-866-837-9762
Business Solutions Centers – Customer Service & Billing ..	1-800-481-4700

Other: Call Before You Dig/Utility Notification

Center of Colorado	1-800-232-1991
Web site	www.co811.org

Telephone

CenturyLink	800-603-6000
	centurylink.com

Water: The Denver Water Department is the major supplier for the Denver metro area, although there are some exceptions depending upon where you live. For further information on billing and service in your area, contact the Denver Water Customer Service Department.

Customer Care	303-893-2444
After Hours Emergencies	303-628-6801

Free Consumer Guide Smart Energy Living

Learn how to reduce energy consumption, save money and improve Colorado's environment with energy-efficient home improvements from The Colorado Energy Science Center (CESC). To learn more visit energyscience.org

City of Denver 3-1-1 Call Center

Citizens in Denver can now call 3-1-1 as a free service to get answers regarding all city related business including reporting a pothole, purchasing a parking permit, starting a new business or getting a marriage license. Also visit www.denvergov.org.

Dial 2-1-1 for a Community Connection

Colorado 2-1-1 launched in metro Denver and surrounding communities in October 2003. It gives citizens one number to call when they need access to human services such as food bank locations, low cost healthcare for children, as well as a direct link to non-emergency help for all kinds of community services. Visit 211colorado.com

Find a Physician or Pediatric Expert in Your New Neighborhood!



Our team of physicians provides expert care to patients across the Rocky Mountain region. Whether you need an ob-gyn or primary care physician (www.HealthONEPhysicianGroup.com) or a pediatric specialist (www.RockyMountainPediatricSpecialists.com), we have a physician near you.



NEWCOMER AND COMMUNITY INFORMATION

Recycling Hotlines

Colorado Energy Office 303-866-2100
 Colorado Department of Public Health
 and Environment (CDPHE) 303-692-2000

Environmental Recycling Hotline: This national hotline provides information on where to recycle waste paper and boxes, glass, scrap metals, plastic, waste oil and tires. It has a database of state recycling programs which lets callers enter their zip code to find recyclers in their area. Visit earth911.com or call 1-800-253-2687

Trash Removal

For customer service questions regarding trash & recycling services in the city and county of Denver (720-913-1311)

Volunteer Opportunities

Metro Volunteers 303-282-1234
metrovolunteers.org
 Boulder County Volunteer
 Connection 303-444-4013
volunteer.unitedwayfoothills.org
 CareConnect of Boulder County... 303-443-1933
careconnectbc.org

Denver/Boulder Better Business Bureau

The BBB is a membership-based nonprofit organization dedicated to promoting and fostering the highest ethical relationship between businesses and the public through voluntary self-regulation, consumer and business education and service excellence. The BBB offers free information to the community regarding local businesses and charities. Visit denver.bbb.org or telephone 303-758-2100

Chambers of Commerce

For helpful information on schools, cable service, cultural events, community activities, libraries and parks, call your county's Chamber of Commerce.

Arvada 303-424-0313 arvadachamber.org
 Aurora 303-344-1500 aurorachamber.org
 Boulder 303-442-1044 boulderchamber.com
 Denver 303-534-8500 denverchamber.org
 Golden 303-279-3113 goldenchamber.org
 South Metro Denver 303-795-0142
 (Englewood & Littleton) bestchamber.com
 West Metro 303-233-5555 westchamber.org
 Metro North 303-288-1000
metronorthchamber.com



*Denver's Locally-Owned Source
 for Quality Custom Framing*

20% OFF Entire Custom Framing Order!

Please present at time of purchase. Purchase of custom frame required.
 Not valid with any other promotion, discount, or prior purchase.



1017 E. 9th Avenue
 (Between Corona & Ogden)
 Denver, CO 80218
 303-837-8846
denver.thegreatframeup.com

8176 W Bowles Ave B
 Littleton, CO 80213
 720-736-8039
littleton.thegreatframeup.com

Denver Metro Area Hospitals

Aurora - HealthONE - The Medical Center of Aurora 303-695-2600
auroramed.com
Aurora - HealthONE - Spalding Rehabilitation Hospital 303-367-1166
spaldingrehab.com
Boulder - Boulder Community Health 303-440-2273
bch.org
Brighton - Platte Valley Medical Center 303-659-5800
pvmc.org
Centennial - HealthONE - Centennial Medical Plaza 303-699-3000
auroramed.com
Denver - Centura Health - Porter Adventist Hospital 303-778-1955
porterhospital.org
Denver - Centura Health - St. Anthony Central Hospital 720-321-0000
stanthonyhosp.org
Denver - Children's Hospital 800-624-6553
childrenscolorado.org
Denver - HealthONE - Presbyterian/St. Luke's Medical Center 303-839-6000
pslmc.com
Denver - HealthONE - Rocky Mountain Hospital for Children 720-754-1000
rockymountainhospitalforchildren.com
Denver - HealthONE - Rose Medical Center 303-320-2121
rosemcd.com
Denver - Denver Health Medical Center 303-436-4949
denverhealth.org
Denver - National Jewish 877-225-5654
nationaljewish.org
Denver - St. Joseph Hospital 303-812-2000
sclhealth.org
Denver - University of Colorado Hospital 720-848-0000
uchealth.org
Denver - Veterans Affairs Medical Center 303-399-8020
denver.va.gov

NEWCOMER AND COMMUNITY INFORMATION

Englewood - HealthONE - Swedish Medical Center 303-788-5000
swedishhospital.com

Lafayette - Good Samaritan Medical Center 303-689-4000 sclhealth.org

Littleton - Centura Health - Littleton Adventist Hospital 303-730-8900
mylittletonhospital.org

Lone Tree - HealthONE - Sky Ridge Medical Center 720-225-1000
skyridgemedcenter.com

Longmont - Longmont United Hospital..... 303-651-5111
luhcares.org

Louisville - Centura Health – Avista Adventist Hospital..... 720-636-9237
avistahospital.org

Parker - Parker Adventist Hospital 303-269-4000
parkerhospital.org

Thornton - HealthONE - North Suburban Medical Center 303-451-7800
northsuburban.com

Westminster - Centura Health - St. Anthony North Hospital 720-627-0000
stanthonynorth.org

Wheat Ridge - Lutheran Medical Center 303-425-4500
sclhealth.org



303-794-0640
www.shopaspengrove.com

Aurora Mall
14200 E. Alameda Ave.
Aurora, 80012
303-344-4120
www.shopauroramall.com

Belmar
Alameda Ave. and Wadsworth Blvd
Lakewood, 80226
303-742-1520
www.belmarcolorado.com

Cherry Creek North
299 Milwaukee St.
Denver, 80206
303-394-2903
www.cherrycreeknorth.com

Cherry Creek Shopping Center
3000 E. 1st Ave.
Denver, 80206
303-388-3900
www.shopcherrycreek.com

Colorado Mills
14500 W. Colfax Ave.
Lakewood, 80401
303-384-3000
www.coloradomills.com

Denver Pavilions
16th Street Mall and Glenarm
Denver, 80202
303-260-6000
www.denverpavilions.com

Downtown Boulder
Pearl Street and Broadway
Boulder, 80302
303-449-3774
www.dbi.org

Flatiron Crossing
One W. Flatiron Circle
Broomfield, 80021
866-FLATIRON
www.flatironcrossing.com

Larimer Square
1430 Larimer St.
Denver, 80202
303-534-2367
www.larimersquare.com


Marketplace at Northglenn
104th Ave. and I-25
Denver, 80204
303-595-9919
www.northglenn.org

Outlets at Castle Rock
5050 Factory Shops Blvd.
Castle Rock, 80108
303-688-4494
www.outletsatcastlerock.com

Major Area Malls & Shopping Centers

16th Street Mall
16th Street
Denver, 80202
303-534-6161
www.downtowndenver.com/bid/bid16th-streetmall.htm

Aspen Grove Lifestyle Center
7301 S. Santa Fe Dr.
Littleton, 80120



No Charge
for Standard
Installation

SCOTTISH STAINED GLASS

www.scottishstainedglass.com

303-766-3811

Call Today
for FREE
Consultation

NEWCOMER AND COMMUNITY INFORMATION

Park Meadows

8401 Park Meadows Center Dr.
Lone Tree, 80124
303-792-5384
www.parkmeadows.com

Southlands

E. Smoky Hill Rd. and E-470
Aurora, 80016
303-771-4004
www.shopsouthlands.com

Southwest Plaza

8501 W. Bowles Ave.
Littleton, 80123
303-973-5300
www.southwestplaza.com

Tamarac Square

7777 E. Hampden Ave.
Denver, 80231
303-745-5927
www.tamaracsquare.com

Twenty Ninth Street

Arapahoe Ave. and 28th St.
Boulder, 80301
303-444-0722
www.twentyninth.com

Twin Peaks Mall

1250 S. Hover Rd.
Longmont, 80501
303-651-6454
www.twinpeaksmall.com

Arts

Arvada Center for the Arts & Humanities
..... 720-898-7200
arvadacenter.org

Colorado Ballet 303-837-8888
coloradoballet.org
Colorado Creative Industries 303-892-3840
coloradocreativeindustries.org
Colorado Symphony Orchestra 303-623-7876
coloradosymphony.org
Denver Performing Arts Complex. 303-893-4100
denvercenter.org
Museum of Contemporary Art..... 303-298-7554
mcdenver.org
Opera Colorado 303-778-1500
operacolorado.org

Libraries

Arapahoe 303-542-7279
Aurora 303-739-6600
Brighton 303-405-3230
Boulder 303-441-3100
Denver Public Library, Main 720-865-1111
Douglas County 303-791-7323
Englewood 303-762-2560
Jefferson County 303-235-5275

Daily Newspapers

There are three daily newspapers in the Denver/Boulder metro area. To order a home subscription call:

The Denver Post 303-832-3232
The Denver Gazette 303-569-5820
The Daily Camera 303-442-1202



Schools

Information on the school districts in the seven county Denver metro area may be obtained by contacting:

Colorado Department of Education
303-866-6600 cde.state.co.us

Landscaping Help

For help in finding a landscape contractor, visit the Associated Landscape Contractors of Colorado at alcc.com or call 303-757-5611. An ALCC landscape contractor can help improve your yard with design, planting, repairs, maintenance, water features, xeriscape, decks and patios, fencing, walls and sprinkler systems.



Murphy Cabinet Beds

FINISH OPTIONS



Exclusively available at Smart Spaces

1295 S. Santa Fe Dr.
Denver, CO 80223



303.777.6278
www.SmartSpaces.com

Vehicle Emissions Inspection Requirements and Best Times to Test Found at AirCareColorado.com

For new residents of Colorado's Front Range, the vehicle registration and emissions inspection requirement can be confusing. Fortunately, the Air Care Colorado website, www.aircarecolorado.com, and hotline, 303-456-7090, are available to help answer questions and steer new residents in the right direction.

The website offers up-to-date information on station availability, current and upcoming health and safety mandates, maps, hours of operation, inspection and safety procedures as well as recommendations on the best times to visit Air Care stations.

About Air Care Colorado

Vehicle emissions testing is part of the state of Colorado's overall strategy to improve air quality in and around Denver, Boulder and the North Front Range. Vehicles are one of the largest contributors to harmful air pollution that leads to adverse health effects.

Know Before You Go...

Basic Registration and Emissions Inspection Information

Vehicles eight model years and older require an emissions inspection every other year, and vehicles model year 1981 and older require an inspection every year. Vehicles that are less than eight years old are exempt from inspection. Before a vehicle can be registered in Adams, Arapahoe, Broomfield, Boulder, Denver, Douglas, Jefferson, Larimer and most of Weld counties, they must first get an emissions inspection and usually a Vehicle Identification Number (VIN) inspection. If you are unsure if your vehicle requires an inspection, call the Air Care Colorado hotline at 303-456-7090 and press 0 to speak to an operator.

Because Air Care stations operate on a first-come-first-served basis, it can be difficult to predict how long it will take to get an inspection.

However, if you follow the tips offered below, you can significantly reduce the amount of time it will take.

Best and Worst Times to Test

BEST TIMES...

- Middle two weeks of the month
- Saturdays

ALWAYS AVOID...

- MONDAYS
- LAST DAY of the month
- ANY DAY AFTER A HOLIDAY

Motorists are also encouraged to ensure that their vehicles are well maintained. This includes regular oil and filter changes, having properly inflated tires and functioning gas caps. If the 'check engine' light is lit, vehicles less than 12 years old will fail the inspection.

Air Care stations are open from 8 a.m. to 5:30 p.m. weekdays and 8 a.m. to noon on Saturdays. Stations are closed on Sundays and all state holidays.

Need an emissions test? visit one of Envirotest's

14 convenient testing locations throughout the Denver-Boulder metro area.

STATION LOCATIONS

★ Arvada	5185 N. Marshall Street	★ Denver Southeast	10190 E. Warren Avenue
★ Aurora	12042 E. 30th Avenue	★ Golden	15335 W. 44th Avenue
★ Boulder	5655 Airport Boulevard	★ Ken Caryl	10727 Centennial Road
★ Broomfield	11609 Teller Street	★ Longmont	4040 Rogers Road
★ Castle Rock	541 Topeka Way	★ Northglenn	1950 E. 112th Avenue
★ County Line	8494 S. Colorado	★ Parker	10199 Park Glenn Way
★ Denver Central	2300 S. Lipan Street	★ Sheridan	2802 W. Mansfield Avenue

FOR MORE INFORMATION ON STATION LOCATIONS, DIRECTIONS, WAIT TIMES AND RAPIDSCREEN ROADSIDE EMISSIONS TESTING, CALL THE



AIR CARE COLORADO HOTLINE
303-456-7090



www.aircarecolorado.com

NEWCOMER AND COMMUNITY INFORMATION

Call Before You Dig

Three working days before you begin any activity that requires digging or excavation, call Colorado 811 for location of underground utilities. This is a free service to you. Statewide 8-1-1

Golf in Colorado

For a comprehensive online golf course directory go to: golflink.com

Tourism

To receive travel and tourism information for Colorado, call 1-800-COLORADO or visit colorado.com.

Attractions & Entertainment

Buffalo Bill Memorial Museum & Grave	303-526-0744	buffalobill.org
Butterfly Pavilion and Insect Center	303-469-5441	butterflies.org
Children's Museum of Denver	303-433-7444	mychildsmuseum.org
Colorado Sports Hall of Fame	720-258-3888	coloradosports.org
Colorado State Capitol	303-866-2604	colorado.gov/capitol
Coors Brewing Company Tours	303-277-2337	coors.com
Denver Art Museum	720-865-5000	denverartmuseum.org
Denver Botanic Gardens	720-865-3500	botanicgardens.org
Denver Coliseum Box Office	720-865-2475	denvercoliseum.com

Denver Firefighters Museum	303-892-1436	denverfirefightersmuseum.org
Denver Museum of Nature & Science	303-370-6000	dmns.org
Denver Zoo	720-337-1400	denverzoo.org
Downtown Aquarium	303-561-4450	aquariumrestaurants.com
Fiddler's Green Amphitheater	303-220-7000	
Four Mile Historic Park	720-865-0800	fourmilepark.org
Gates Planetarium	303-370-6000	dmns.org
History Colorado Center	303-866-3682	historycoloradocenter.org
IMAX Theatre	303-370-6000	dmns.org
Lakeside Amusement Park	303-477-1621	lakesideamusementpark.com
Littleton Historical Museum	303-795-3950	littletongov.org/museum
Molly Brown Museum	303-832-4092	mollybrown.org
National Western Stock Show	303-296-6977	nationalwestern.com
Red Rocks Amphitheater	720-865-2494	redrocksonline.com
Six Flags Elitch Gardens	303-595-4386	elitchgardens.com
Tiny Town Railroad	303-697-6829	tinytownrailroad.com
U.S. Mint	800-872-6488	usmint.gov
WaterWorld	303-427-7873	waterworldcolorado.com

Colorado Ski Resorts

Arapahoe Basin	888-272-7246
Aspen Highlands	800-525-6200
Aspen Mountain	800-525-6200
Buttermilk	800-525-6200



Copper Mountain	866-841-2481
Crested Butte	877-547-5143
Eldora	303-440-8700
Howelsen	970-879-8499
Loveland	303-571-5580
Monarch	719-530-5000
Powderhorn	970-268-5700
Purgatory	970-247-9000
Silverton	970-387-5706
Ski Cooper	800-707-6114
Ski Granby Ranch	888-850-4615
Snowmass	800-525-6200
Steamboat	970-879-6111
Sunlight	800-445-7931
Telluride	877-935-5021
Winter Park	970-726-5514
Wolf Creek	800-754-9653
General Information, snow report, free guide	303-837-0793
	www.coloradoski.com

COTREX

Discover and explore Colorado's unique trail experiences with the Colorado Trail Explorer. Available for free, COTREX offers the most comprehensive trail map available for the state and is built atop data from over 230 trail managers.

Parks & Recreation Information

For information on Colorado Parks and Wildlife, please visit cpw.state.co.us or call 303-297-1192. There are 42 parks in the state park system—nine in the Denver metro area. They offer fishing, hiking, boating, camping and a subscription offer to *Colorado Outdoors Magazine*.

National Park Service	303-969-2500
U.S. Forest Service	303-275-5350
Rocky Mountain Region	

Hunting & Fishing Licenses

For information on residency requirements and license fees call the Colorado Parks and Wildlife at 303-297-1192 or visit cpw.state.co.us. Licenses can be purchased at any Colorado Parks and Wildlife office or most sporting goods stores.

Colorado Breweries

www.colorado.com/colorado-breweries

Keep Colorado Wild

Help make Colorado a safer place to play when you buy a \$29 Keep Colorado Wild Pass with your next vehicle registration.

Your pass purchase can support search and rescue and avalanche safety teams across Colorado — paying it forward to the outdoor first responders who have your back.

cpw.info/KeepColoradoWildPass
cpw.info/KeepColoradoWildPassSpanish



In English



En español

Welcome Home – to Colorado

Believe it or not, the rumors are true- there's nothing quite like the Colorado outdoors. Offering scenic views, abundant wildlife and a wide range of recreational opportunities, Colorado's state parks draw visitors from far and wide each year. These state parks can be found in your own backyard or just a day trip away. Online camping reservations at cpwshop.com from 6 months in advance up until the day of arrival make it easy to plan the outdoor getaway of a lifetime. Here are just a few of the unique experiences that await at Colorado state parks this season:

Boating at Jackson Lake State Park

A hidden treasure for those hoping to enjoy the open waters without the crowds, Jackson Lake is located just a few hours northeast of Denver and is three times larger than Cherry Creek Reservoir. Ranked one of the Top 15 Park Beaches by Reserve America, it offers the perfect reprieve as the weather starts to warm up. At night, the park's wide open spaces and dark skies make it an ideal location for stargazing with the family. While a bit further from Denver, Jackson Lake is well worth the drive.

Hiking at Trinidad Lake State Park

Piñon pine and juniper-covered hills at Trinidad Lake provide beautiful trails for the easy-going hiker hoping to take in the sights and sounds. The park is rich with history and heritage, housing several historic sites such as the coal mining ruins at Cokedale and the Santa Fe Trail. Reward yourself after a nice hike around the lake by taking a fishing break or lounging at one of the park's 73 campsites. Trinidad Lake is sure to become your next favorite destination.

Fishing at Crawford State Park

One of the largest warm water fisheries on the West Slope, Crawford is an angler's dream. Surrounded by stunning mountain scenery, there's nowhere better to fish for perch, crappie, lunger, channel catfish, bass and northern pike. The 400-acre reservoir offers a number of recreational opportunities year-round in addition to fishing such as water skiing and ice-skating. Whatever the activity, Crawford is one for the books.

Cross-country Skiing/ snowshoeing at Stagecoach State Park

Nestled in the Yampa Valley of the Rockies, Stagecoach showcases the beauty of Colorado's high-altitude wilderness. The park is especially stunning when blanketed with snow and provides a quiet refuge for cross-country skiers or snowshoers. Fishing opportunities abound at its 3-mile-long reservoir home to fast-growing, hard-fighting rainbow trout, northern pike, and brown trout. Pick up your fishing license at Stagecoach's visitor center and make a day of one of Colorado's favorite pastimes.

Mountain Biking at Staunton State Park

The ideal location for an evening bike ride, Staunton provides nearly 20 miles of multi-use trails through a mosaic of meadows, granite cliffs, mountain forests and swift streams. Discover the park's history at the visitor center. Visitors with limited mobility can explore designated trails through Staunton's Track-Chair Program. It's no

wonder that the land was once used as a place of healing by the Staunton family. To learn more about Staunton State Park's Track-Chair Program, visit <https://cpw.state.co.us/placestogo/parks/Staunton/Pages/Track-Chair-Program.aspx>.

Wildlife Viewing at Barr Lake State Park

Over 370 species of birds have been sighted at Barr Lake which offers several wildlife viewing stations from which to learn about and observe the park's deer, coyotes and numerous bald eagles. Located right on the northeast side of Denver, the 1,900-acre prairie reservoir is a convenient destination for a family picnic, fishing after work or kayaking on a weekend. Looking out over the water from one of the gazebos towards the striking Rocky Mountain backdrop, you may never want to leave.

For more information and to plan your next adventure in one of Colorado's State Parks, visit cpw.state.co.us.



This isn't just an acorn. It's sustenance for all woodland critters—a far more appropriate meal than your keto-friendly trail mix. Feeding wildlife puts us all at risk.

When animals become tame, they migrate closer to towns, bringing natural predators along with them. So by tossing that deer a nibble of your protein bar, you may be inviting a mountain lion to your next neighborhood potluck. Whether you're glamping, camping or hiking, keep your snacks to yourself.

Conservation starts small.



6 Tips for Choosing the Right Paint

If you've ever been confused at the paint counter, you're not alone. Most home centers and paint stores sell a dizzying array of coatings in every conceivable color and sheen. That can make it difficult for anyone to pick the right paint. The answers to these 6 questions will help guide you through the maze of interior paints available today and make your purchasing decision a snap.

1 How sensitive am I to paint smell?

If you abhor paint odor, you should favor water-based latex paints, which have little or no odor compared

to oil-based or alkyd coatings. Latex paints also simplify cleanup and perform exceptionally well on all interior surfaces. These advantages help explain why latex paints have become the overwhelming choice of both do-it-yourselfers and professional painters.

2 How much activity will take place in the space I am painting?

If the room you are painting will see a lot of activity, the painted surface could get soiled. In that case, it's best to use a glossier product (a high gloss or semi-gloss paint), which will tend to resist stains and are much easier to



clean. If the room will see little activity, you could use any level of sheen — from a flat paint to a high gloss finish.

3 What atmosphere do I want to create in the room?

If your goal is to make the space cozy, consider using a “warm” color from the red, yellow or orange family; if you want it to seem cool, apply blues or greens.

4 Do I wish the room were bigger (or smaller)?

If you feel the space seems cramped (or, at the other extreme, cavernous), you can do something about it by selecting the right color of paint. Lighter colors make a room seem larger, while darker colors make it feel more intimate.

5 How often do I typically repaint?

If you paint only every so often, you'll want to apply a durable, color-fast paint that will hold up well and continue to look good for a very long time. The best option in this regard is a top quality 100% acrylic latex interior paint.

6 How much time do I want to devote to this painting project?

If your time is limited, or you just want to complete the project quickly, then consider applying a “paint and primer” product that works like two coatings in one. You'll likely need to apply fewer coats, which will save a lot of time — and you'll still get superior results.

Recycle Leftover Paint and Buy New Paint at a 90% Discount!

If you are like most new homeowners, you are making plans for some painting projects in your new house. Did you know that your leftover paint for this new project or from your move can be picked up from your house and recycled for free?

GreenSheen is a company that started in 2010 and is managed locally here in Denver. They discovered that 10% of paint sold in the United States — over 60 million gallons — is discarded or stored. Recycling your paint with GreenSheen makes common sense, but here are a few more reasons why recycling your leftover paint is not only the right thing to do — but it can save you money on your next painting project!

Since 2010 GreenSheen has diverted nearly 100 million pounds of paint from landfills. Owner Kevin Callihan says “We pick it up at your house, we take back to our warehouse, recycle it and turn it back into brand new paint that you can buy at a 90% discount for your next painting project. It's a win for the environment and it's a win for your wallet!

Here are a few more things that Kevin has to say about GreenSheen's paint:

- We have 18 designer colors and can tint those to match most any color a customer may want.
- Our most popular color is our white, that many people use for baseboards and ceilings. No need to buy that at full price from a paint store when you can get it at 90% discount from GreenSheen.
- Our paint has been tested by independent testing labs and found to be as good as new paint in every category AND better in many categories.
- Lots of the paint we collect comes in brand new, unopened cans, with many of the same color. We sort and separate those cans from the used cans, and re-sell the new paint cans to you for a fraction of what you would pay at the paint stores. We are opening a new retail model called Paint Exchange at our Jason St. facility, where customers can come and shop these new cans of paint we have collected.

Before you run out and buy your paint at one of the big box paint stores, check out our custom paint first. Our goal is to reduce waste in our landfills and save you money on your next can of custom paint!

GreenSheen

Eco-Friendly Paint

WE COLLECT + RECYCLE YOUR OLD PAINT.



GreenSheen

Eco-Friendly Paint

When you recycle your paint with GreenSheen, it's taken directly to our state-of-the-art facility in Denver and upcycled into brand new paint. We also recycle the containers.

TOTALLY FREE PICK UP



TO SCHEDULE, CALL GREENSHEEN AT

720 854 8722

OR SCHEDULE ONLINE AT

GREENSHEENPAINT.COM



Treat Mother Nature right. Stop staring at those half-used cans of paint in your garage. GreenSheen makes it easy to recycle your old paint products! We'll even come right to your front door and pick it up for free!



Schedule your
TOTALLY FREE
pick up today!

720 854 8722
GREENSHEENPAINT.COM



LATEX, OIL PAINT,
STAINS, SHELLACS,
LACQUERS, VARNISHES,
URETHANES, SEALERS,
TEXTURED COATINGS...
AND MORE!



WELCOME TO THE NEIGHBORHOOD

Create Your American Dream



BEDROOM • CHILDREN'S FURNITURE • DINING ROOM • ELECTRONICS • LIVING ROOM • OUTDOOR • OFFICE • ENTERTAINMENT

LARGEST ONE-STOP-SHOP IN-STOCK SELECTION!



While Supplies Last

AFW.com

EVERYDAY
LOW PRICES

